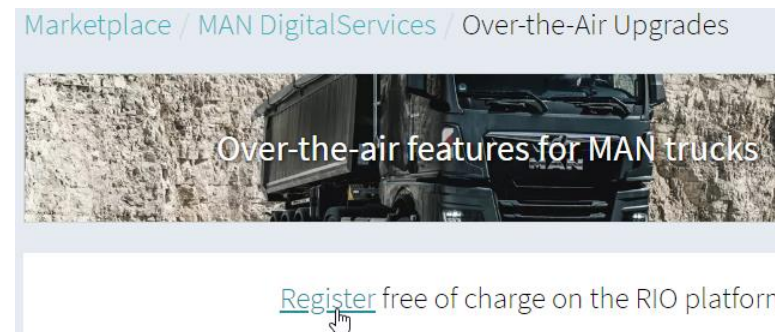


MAN Now: Activation process



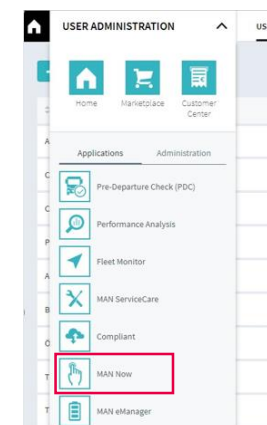
1. Registration on the RIO platform including vehicle creation

- Join MAN Now on the marketplace of the RIO platform by clicking on “Register free of charge on the RIO platform”.
- Register on the RIO platform by filling in the company details and personal details and by confirming the General Terms and Conditions.
- Click on the activation link sent by e-mail.
- Fleet management: Creation of relevant vehicles having an installed and activated Telematics Box using the Fleet Monitor. The input of various data (vehicle type, number plate, VIN, mileage) is required.
- User administration: Invitation to various users in the haulage company.



2. Accessing the MAN Now portal

- Click on the menu tree at the top left of the RIO platform.
- Select the “MAN Now” application.



MAN Now: Activation process



3. Analysis of the current technical state of the vehicle and determination of potential improvements

- Overview of entire fleet with automatic installability check.
- Display of all features that can be activated and have already been activated for registered vehicles.

Name	Vehicle group	AVAILABLE FEATURES	INSTALLED FEATURES
MAN TGS		4	5
MAN TGS		4	2
MAN TGS		3	4
MAN TGS		3	5
MAN TGS		3	1
MAN TGS		3	5
MAN TGS		3	3
MAN TGS		3	5
MAN TGS		3	4
MAN TGS		2	5
MAN TGS		2	0

Vehicle Detail

Available Features: Efficiency 2, Safety 0, Comfort 1

MAN Tiptronic driving program (Efficiency)
The automated gearbox MAN Tiptronic reduces fuel consumption and increases driving comfort. The customer...
Show more

MAN LanguagePackage (Comfort)
Thanks to MAN LanguagePackage, the selected main language in the display can be supplemented by other...
Show more

MAN OnlineTraffic (Efficiency)
With MAN OnlineTraffic, real time data on the traffic situation can be viewed in the vehicle navigation. It displays the lane...
Show more



4. Purchasing the features you require

- Add the features you require to your shopping cart.
- Select your payment method.
- Complete your order.



5.a. Mobile transfer of features with subscription model (for MAN trucks from model year 2020 and MAN vans from model year 2021)

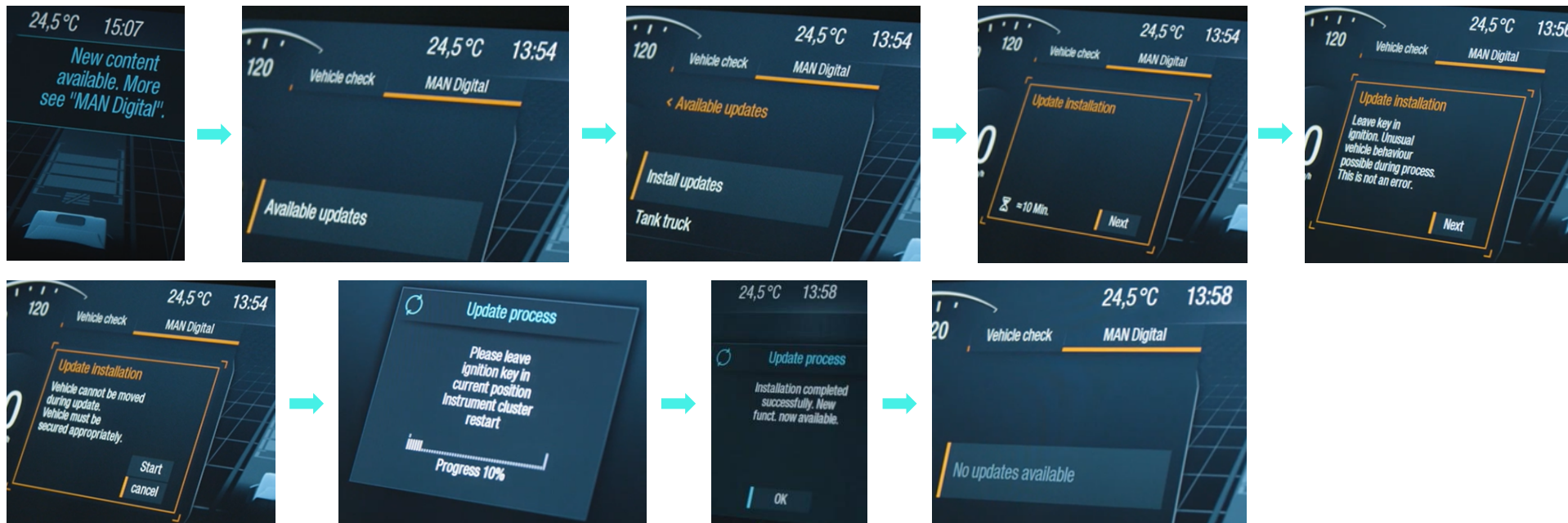
- Shortly after making the purchase, the features are transferred to the vehicle via mobile Internet. They are available for the duration of the subscription period. Billing takes place against monthly payment over the booked term.
- Without driver interaction: The subscribed data is automatically downloaded from the Internet while you are driving and is made available in the background without affecting the current route guidance.

MAN Now: Activation process



5.b. Mobile transfer of features with one-time payment (for MAN Trucks from model year 2022)

- Shortly after making the purchase, the features are transferred to the vehicle via mobile Internet.
- With driver interaction: Park the vehicle for easy installation of features by the driver via a short, guided process. Notification via the instrumentation that the software upgrade is ready for installation. Start of installation in the instrumentation under "MAN Digital" > "Available updates". To do so, use the right-hand rotary switch on the multifunction steering wheel for navigation. After a few minutes, the features can be used permanently.



MAN Now: Activation process

During installation, control units are restarted for safety reasons. This can lead to unusual vehicle behavior during the installation process, e.g. starting up the windshield wipers, switching the vehicle lights on and off. This behavior during installation has no further effect on the vehicle or the feature.

If you have any questions concerning MAN Now, please call the free MAN DigitalServices hotline (00800 63 444 825) or send an e-mail to digitalservices@man.eu.